




Early Years (Ladybirds and Dragonflies)

Story of the Week	Oliver's Vegetables
Story related activities 	<p>Watch Mr Tumble talking and signing about vegetables. https://www.youtube.com/watch?v=fcxj11tEW04</p> <p>Sing along to the song 'Meet the Veggies' from CBeebies Mr Bloom. https://www.youtube.com/watch?v=ShojUW96vt4</p> <ul style="list-style-type: none"> • Explore a collection of different vegetables. Feel their texture, look at their colours and shapes. Cut them open and explore the insides. • Count sets of vegetables and match to the corresponding numeral. See vegetable counting activity printables (activity guide and counting cards) • Make a courgette or carrot cake. Recipe ideas on website • Hide potatoes or carrots in compost or sand. Dig them up with hands or spades. • Make a taste-safe sensory vegetable garden to explore. • Some children may be able to use the pictures from the story and talk about what happens. Can they sequence the pictures in the right order?
General Activity Ideas	
Phase 1 Phonics activity 	<p><u>Exploring voice sounds</u></p> <p>Play a funny voices game as you share a story. Think about the sounds or voices each character might use and try saying some sentences as each character.</p> <p>Can you change your voice to make voices for each character?</p> <p>Can you speak like a troll?</p> <p>Can you speak like a fairy?</p> <p>Can you speak like a Daddy Bear?</p> <p>Can you speak like a baby?</p> <p>Alternatively, share an animal story book and try to make the sounds that the animals make.</p>
Number / shape activity 	<p><u>Exploring 2D Shapes</u></p> <p>Cut out triangles, circles and squares from some coloured paper / card / food packaging. If you have a printer you could use the templates included on the website.</p> <p>Let your child play with the shapes and make their own arrangements and designs. Are they able to copy a repeating pattern E.g. circle/square/circle/square/circle etc? Can they use the shapes to make a picture?</p> <p>Try the interactive shape matching game included on the website this week.</p>

Listen to The Shape Song. Some children will recognise this from school.
<https://www.youtube.com/watch?v=pfRuLS-Vnjs>

Sensory play



Cool down in the warm weather with ice play. There are lots of ways to explore ice.

- ❖ Freeze small toys or objects in ice cubes or ice balloons (push the toy into the balloon, fill with water, tie and freeze. Then just peel off the balloon to reveal the 'ice egg'. Use objects to break the ice and reveal the item inside.
- ❖ Freeze coloured water in ice cube trays. When frozen, tip them out onto a light coloured surface to paint with.
- ❖ Freeze a block of ice in a used, washed, plastic food tray. Use watercolour paints and brushes to create a picture on the ice block.
- ❖ Fill sand moulds with water and freeze to make 'ice shapes'.

[See website for more ice play ideas](#)


Physical Development (Gross or Fine Motor)



Water Play

Set up a water play activity in a water tray or alternative container. You could use a bucket, plastic storage box, paddling pool etc. Add empty hand soap pump dispensers, spray bottles or squeeze plastic bottles for your child to explore. Using these will strengthen their hand muscles and fingers, which is essential for their fine motor control. You could also put in some large kitchen tongs or tweezers and objects to pick up, the squeezing action will also build their hand strength.

Creative activity



Vegetable Printing

Do some vegetable printing using different shaped vegetables dipped in paint. Cut carrots lengthways, halve a pepper, roll a corn on the cob to see the pattern it makes, dip broccoli or cauliflower florets in paint or keep it simple and use a potato.

Activities above in **blue**, have corresponding resources uploaded on the website page.

Additional Documents on website this week



- Shape colouring activity
- Shape matching activity
- Oliver's Vegetables counting sheet
- Oliver's Vegetables pencil control practice sheets
- Oliver's Vegetable colouring pages
- Garden songs to sing