




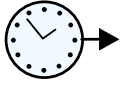
Wind



streamer



You



will



need:



A paper



plate

(or a



paper



tube



or plastic bottle)



wire



or string



sticky tape




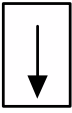
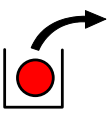
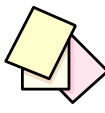
a hole punch




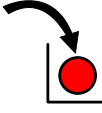


tissue









paper




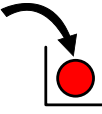
1    
1. Cut the base out of the paper

 +   
plate and make the plate into




 +  + 
a funnel shape and stick.

2   
2. Decorate your funnel.

3    
3. Cut the tissue paper into




long strips.

4. Stick the paper streamers onto the inside of the


funnel.



5. Make two holes opposite each other



in the base of the plate and attach string or wire.

5. Hang up your wind streamer and

watch it blow in the wind.

