



Aquarium



fish




sensory bag



What you will need:




\* Hair gel



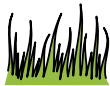
\* Fish sequins or



toy



fish



\* Grass




\* Stones



\* Tape



\* Food colouring (Optional)




What you need to do:

1



1. Put




your

sequins,



toy



fish,




grass,



stones



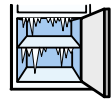
in



to your



zip



freezer

bags

2



clear



hair gel

+



food colouring

to the

2. Then add the



objects in the bag

3



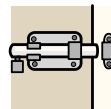
Zip

+



and tape

the bag to



secure

+



and then explore

3.



the sensory

bag


+



mix

the

food colouring



around the

the sensory bag and

and

mix

the

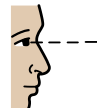
food colouring

around the



hair gel

+



look




how

it

changes.



If



you



have

a

hair gel and

look

how

it

changes.

If

you

have

a



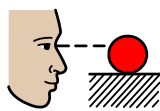
torch

or



light

box



look at

the objects

+



colours.

torch

or

light

box

look at

the objects

and

colours.