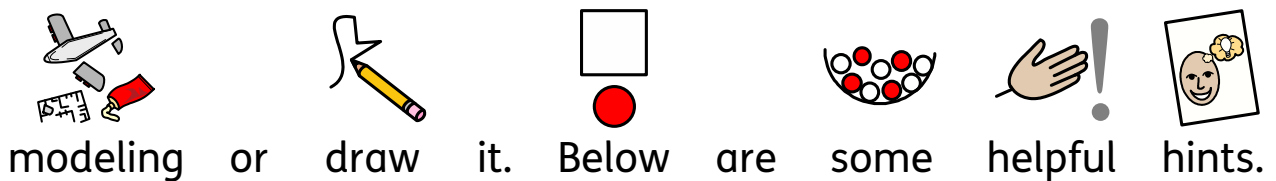
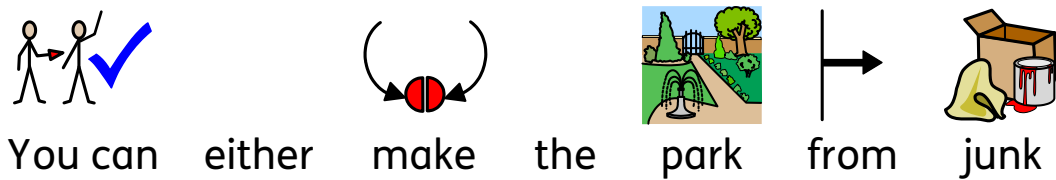
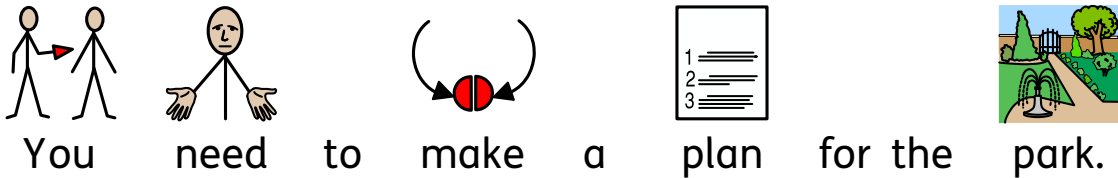
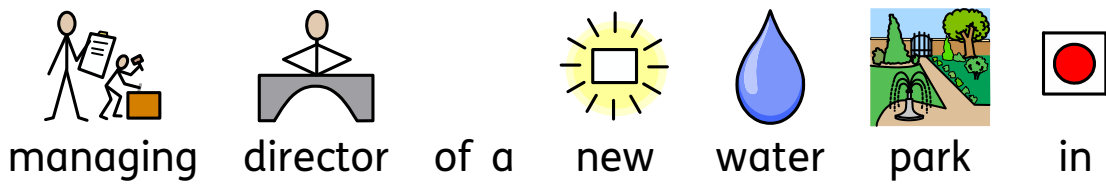



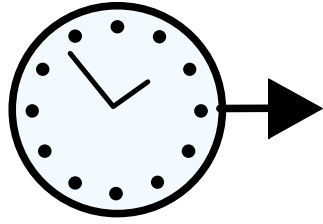


Congratulations.






How



will



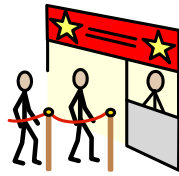
it

look?






What



rides



will you



have



?

Flumes



Rides

for



children



Food

or



drink



stalls



Slides



Splash



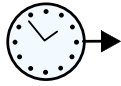
zones







What



will

the



rules

be



?

For



example:

# WATER PARK NOW OPEN!

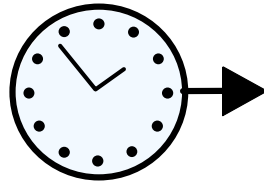
## PLEASE FAMILIARIZE YOURSELF WITH THE RULES:

- All persons using the Spray Park do so at their own risk
- Owners & Management are not responsible for accidents or injuries
- Children under the age of 8 years must be closely supervised at all times
  - Infants & Toddlers must wear swim diaper or elastic swim pants
- No running, fighting, rough play or unnecessary noise will be permitted
  - No glass, food or drink on the water spray area
  - No persons under the influence of an intoxicant are permitted
  - No animals allowed on the spray park area
- After using the spray park, shoes & towels must be used when entering PCC
- Please refrain from entering spray park with an illness, including open sores, bandages, head colds, discharging ears, nose or eyes
  - Please report all injuries or incidents to the PCC office immediately

## Hours: 10 am - 8 pm

**To activate park, press button on black post**

**To activate cannons, press button on orange cannon post**



How much

will

it

cost?


**Water World Admission Prices**

	Peak Tariff	Off Peak Tariff
<b>Single Ticket</b> (Guests over 1.1m tall, including spectators)	£17.50 pp	£14.95 pp
<b>Parent and Toddler Ticket</b> (1 adult and 1 child under 1.1m tall - available during off peak times)		£9.00 pp (Total Price £18.00)
<b>Single Ticket Under 1.1m Tall</b>	£15.00 pp	£12.95 pp
<b>Student Ticket</b> (available during off peak times) (Student ID required)		£12.95 pp
<b>Disabled Guest</b> (Disability ID required)	£15.00 pp	£12.95 pp
<b>Carer Discount</b> (Photo carer ID required)	£10.00 pp	£7.45 pp
<b>Family Ticket (4,5 and 6) *</b>	£16.50 pp	£13.95 pp
<b>Spectator Ticket</b> (Spectator wristbands must come back to reception intact in order to receive a £7.50 refund. Refunded upon exit)	£10.00 pp (£17.50 with £7.50 refund)	£7.45 pp (£14.95 with £7.50 refund)
<b>Pre Paid Splash Cash wrist bands.</b> (Add Splash Cash to your electronic locker band today. Full refund for unused value upon exit. £5 refundable deposit required)	£10, £20, £30, £40, £50, £60 upwards	
<b>Monthly Membership</b> (Available when you show today's receipt to the membership office. For full terms and conditions please speak to our membership team)	£9.99 pp	

**FREE LOCKERS:**  
Please Purchase Locker Bands from Reception.

Locker deposit: £5 per locker which will be fully refunded upon exit once key band is returned.

\* Family tickets terms and conditions: Family of 4 £86, Family of 5 £82.50, Family of 6 £99.00. Maximum of adults per family ticket. Each family member must pay £16.50 per person



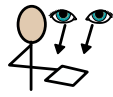

Have




fun




and




show



your



teacher



your



park



on



Evidence

For



Learning.