
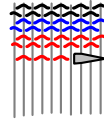




Rainbow




Fish



Weaving

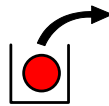




1



1. Draw a picture of a fish

2





2. Cut your fish shape out

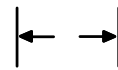

3



3. Ask an adult to cut some slots along the inside

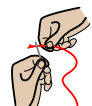



3

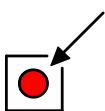



of your fish, about 3 centimeters apart

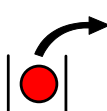
4



4. Using different coloured ribbons or pipe cleaners, thread



+



them in and out the cut out slots