
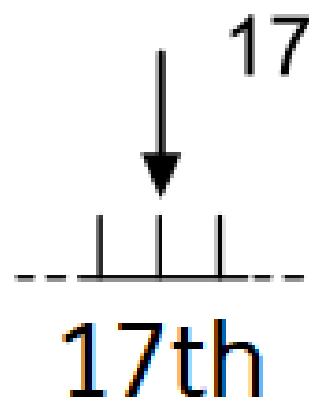




Friday



July



17th



Art



and




PSHE



Egg Box



Vehicles




You

will




need:



toilet roll



tubes



kitchen roll



tubes



masking tape



glue



paints



felt pens




train



scissors



lolly



sticks

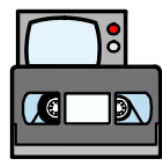


cocktail sticks



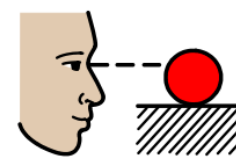
egg boxes

1



1. Watch the video

and



look at


the



photos to



help



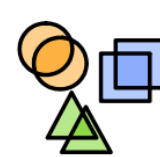
you



decide



what




type


of



egg box



vehicle



you



would




like

to



make.



bus



digger



motorbike




tipper truck

The following website has really helpful instructions and photos to help you choose and make your vehicles!

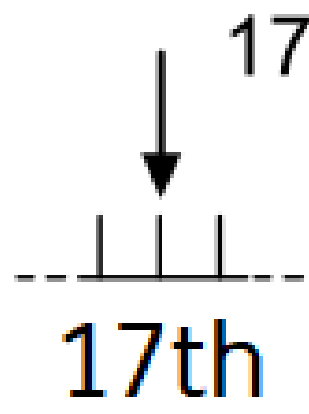
<https://blog.wonderbly.com/crafts/8-egg-box-vehicles-you-can-craft-at-home/>



Friday



July



17th



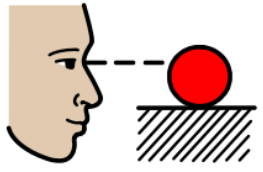
Art



and



PSHE



Look at

the



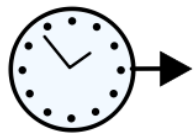
photos.



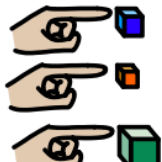
Which



vehicle



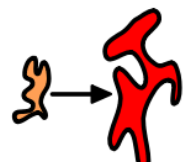
will






each



model




become?



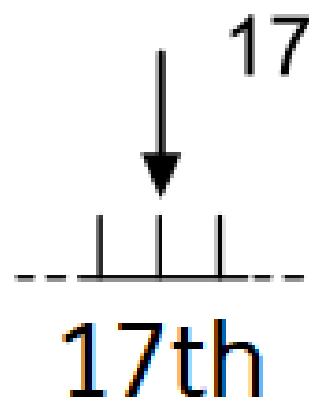




Friday



July



17th



Art

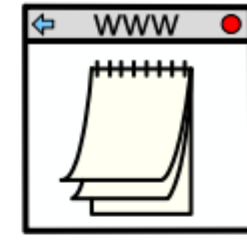



and



PSHE


2



2. Follow the instructions on the website to



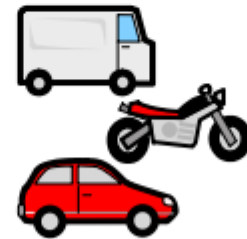
make



your

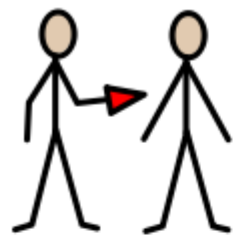


egg box



vehicle.

3



3.

You



could

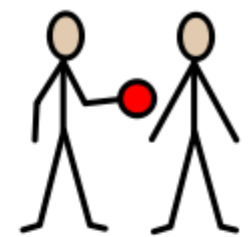


make



a 'road'

for




your




vehicles

or a



'river'

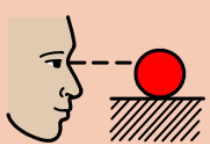
for



your



boat.



Watch the KS2 video on



video

on

HOME LEARNING PORTAL



the

website


too!



Please



send



us




a photo

or



video

of



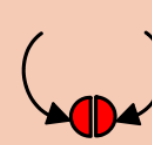
your



Egg Box



Vehicle



Creations!

