



After



about

3



weeks

of



sports

and



games,

the



Olympics



or Paralympics



are finished.



To celebrate

the



end

of the



games

there is a



special



Closing



Ceremony.



Have

a go at



this



Closing



Ceremony



quiz:



Home



Olympics

-



Closing



Ceremony



Quiz



Questions

1



1) What does the closing ceremony start with?



2



2) What are the athletes awarded?



3



3) What is played at the end of the ceremony?



4



4) What is given to the next host country?



5



5) What marks the end of the ceremony?





Answers

1



1) A parade of flags.

2



2) The final medals

3



3) The national anthem

4



4) The Olympic flag is given to the next host country.

5



5) The Olympic flame is extinguished (put out).



You could make an Olympic or Paralympic torch



like in John's video from 6th July.



Watch the KS2 teachers passing the Paralympic



Torch - on the

HOME LEARNING
PORTAL

website!



Design an Olympic Flag



for your Family.



flag



flag



Please send us a photo



or video on





After

the



Closing



Ceremony,



lots of

the

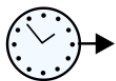


athletes

and



competitors



will



go to



a party



to celebrate.



On Wednesday




22nd




July

it is the



last



day

of



term



for Ellen Tinkham



School.



You



could



have



a



party




at



home



with



your



family

to

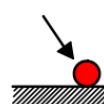


celebrate

the



end of term.



There



are some

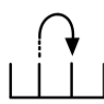


ideas



on

the



next




pages

to



help



you.




food



music



dancing



games




Party



Food



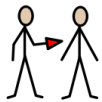
Idea:



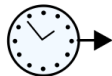
Cheese



Straws



You



will

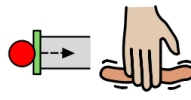


need:

1



1 350g packet of ready-rolled puff pastry.



4



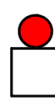
four handfuls of grated Parmesan cheese.


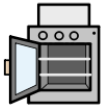
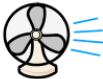


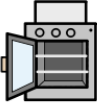






1



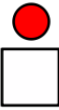








1 handful of flour to roll pastry on.





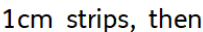




1   200°C  220°C
1. Switch oven on to 200C (fan oven), 220C (ordinary

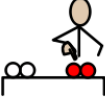


 or  7.  Make  sure  an adult is  with  you.





2    **2**  
2. Unroll the pastry, scatter over a couple of handfuls of grated

 Parmesan cheese then  fold the  pastry sheet in  half.

3     
3. On a lightly floured surface, roll out to the thickness of a £1

 coin.  Cut into  1cm strips, then  twist  each  strip  3-4 times.

 These are the  cheese  straws.

4       
4. Put the cheese straws on a baking tin, scatter over more

 cheese and  bake for **12**  minutes, or  until  golden.



Party



Music



and

Dancing



Idea:



End of term



party!



You



will



need

to



gather



your



favourite



toys.



Choose



your



favourite



music



to play



at your



party.



Then

dance



around



your



home

and



have



a

fun



time!



Be



sure

to



take a photo

so



that



your



teacher



can



see



your



party



on Evidence

for



Learning.





There

are



lots of



games



you can



play



with



a balloon:

1



1.

Try

and keep it



up



in

the



air

as



long

as



you can.

2

2. Have

2



different



coloured



balloons

and



race

someone



from

1



one

end

of



your



garden

or a



room

to the



other



keeping the



balloons




up

in the



air.



balloon



Mime blowing up balloon. Right hand shows size and shape of balloon

balloon



Party Games




Ideas:

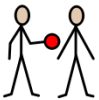
3



3. Try and walk, crawl or be pushed with a balloon



between




your

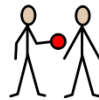


knees,

or



under

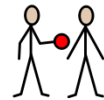


your



armpit

or on



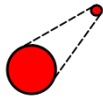
your



lap.



How



far



can



you



go?



Have

a



race



with



someone



in



your



family.





Party Games



Ideas:



Pin

the



Medal

on the



Mascot!



famous



party game



called



Pin

the



Tail

on the



Donkey.



Paralympic

version.



You

will



need

to



print out

or



draw



a picture

of the



Paralympic



Mascot

for



Tokyo

2020/2021



called



Someity.



You

will also



need

the



picture

of the



gold medal



with a



small



piece

of blutak

on the

back

and a



scarf

or



blindfold.



You



will



need



someone



in



your

family



to

play



with



you.



See

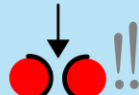


who



can

get



closest

to the



right



place



for

Someity's



medal!

?



How to play:



Put



the picture

of



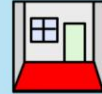
Someity

on a



table,

the



floor

or



stick



on a

wall.



Put

the



scarf

or



blindfold



over



your



eyes.



Ask



someone

to



gently



turn




you



around

3x

3 times.



They



need

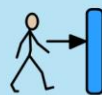
to



guide



you



towards

the



picture

and



give



you



the medal.



You



have to



try

and



put

the



medal

on



Someity

in the



right



place



-

but



no



looking!





Print out

or



draw

the



picture

of



Someity

and



the gold medal.



Cut out

the gold medal.



Put

a

small

piece



of blutak on the back.