

























Olympic Curling



 is a sport played on ice. Players slide curling stones on the ice towards a target. There are two teams with four players on each team. The team with the stone closest to the centre of the target scores points. The game is over after ten ends. The team with the most points is the winner.

Players can sweep in front of the curling stone with brooms to make the curling stone stop in the right place.

Can you find out the answers to these questions?



















Which country has won the most gold medals at the Olympics for curling?




Where was the sport of curling invented?








What are curling stones made of?























Watch this video of Paralympic Wheelchair Curling.

<https://www.youtube.com/watch?v=iA27m26nuk8>

Watch the video of KS2 teachers having a go at indoor curling.

Now your turn to have a go at Table Top Curling!







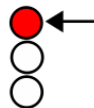



Please send us a video or photo on





Table



Top



Curling




game.



What



you need:



Template of target



from



school



website



Plastic



bin liner



cut



into

1



metre

strip



by

30



30 cm



Coins

or



buttons

(to



use

as



curling stones)



Tape



Pen

or



dots

to mark/place



on



curling stones

to



create






2






two















teams

?  
How to make the game:


1     
1. Print out or make a copy of the curling target.

2     **1 m x 30 cm** 
2. Cut your plastic bag into 1 m x 30 cm








3       
3. Secure your plastic bag track onto a table with tape.








4     
4. Stick the target on the end of the track (ice).






5      
5. Make buttons/coins (stone) different for each team.









? 
How to play:

1  **2** 
1. Divide into two teams..

2       
2. Whoever goes first flicks or slides their first stone down the

      
ice/plastic bag track. The goal is to get your stone as close to the

    
centre of the circle on the target as possible.

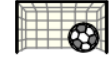
3        
3. The other team then has a turn. Take in turns and continue until

  
all the stones are used.

4



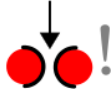
16



1



4. After all sixteen stones are thrown, stones closest to the target score one point for



every stone closer to the target than the opposing teams' stone. Only stones within the target



can score points.

5



3



5. Whichever team has the most points after 3 "ends" wins!