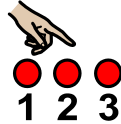




Octopus



bead



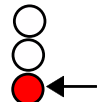
counting

1



1. Using a paper plate, cut it in half


2



2. Along the bottom edge of the plate, hole punch holes

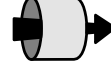
+

123



and number them 1-5, 1-8 or 1-10

3




3. Tie some string or wool through each hole,



for the octopus tentacles


4



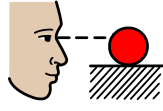
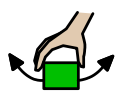
4. Add a face to your octopus, add some googly



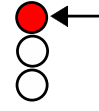
eyes



5



123



5. Now using beads, look at the number at the top of

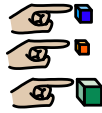


+






123

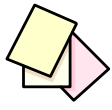
the octopus tentacles (legs) and thread the correct number



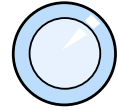


of beads to each tentacle.



\* If you don't have string you could cut strips of

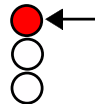


+



paper for the tentacles and glue them to your plate.

123



Then add numbers along the top of each tentacle.



Using stickers, add the correct amount of sticker to the



numbered tentacles.

