

# /p/ Initial Sound Snap Cards

## Instructions

Cut up the pictures, divide them into piles and lay them face down between the players.

Remind players not to look at the cards in their pile.

The first player is to turn the card over, say what is on the card and place it in the middle of the table. This is then repeated by the next player.

The players add cards to the pile until the top card matches the card underneath it.

The winner is the first player to shout, "Snap!"

## Single-Word Level

Child to say what is on the card as they turn it over. Adult to listen and ensure they have said the target sound accurately. If they have made an error, the adult is to model the accurate articulation, slightly emphasising the target sound.

## Phrase Level

Child to say the following sentence starter, "I have got a .....", filling in the blank with the name of the image on the card. The adult is to listen and ensure they have said the target sound accurately. If they have made an error, the adult is to model the accurate articulation, slightly emphasising the target sound.

pirate



pirate



pirate



pirate



pizza



pizza



pizza



pizza



**pencil**



**pencil**



**pencil**



**pencil**



**postbox**



**postbox**



**postbox**



**postbox**



pigeon




pigeon



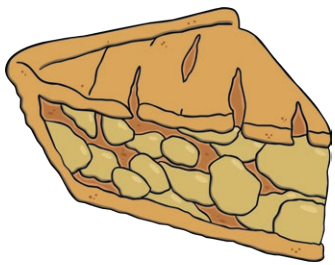
pigeon



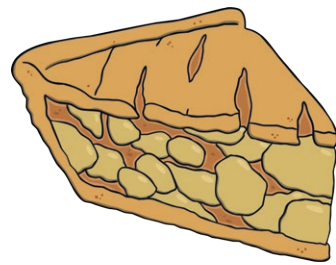
pigeon



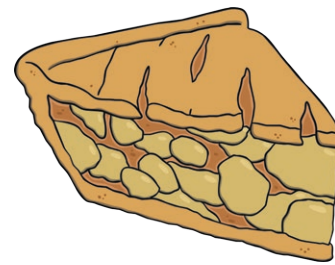
pie



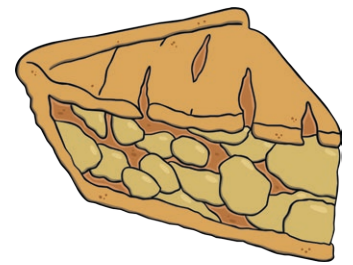
pie




pie




pie




pear




pear



pear



pear



panda



panda



panda



panda



pepper




pepper




pepper




pepper




pig




pig




pig



pig




potatoes




twinkl.com

potatoes




twinkl.com

potatoes



twinkl.com

potatoes




twinkl.com

parrot




twinkl.com

parrot



twinkl.com

parrot



twinkl.com

parrot



twinkl.com