



Sensory

soap

foam

tray



What you need:

$\frac{1}{4}$
1/4



Cup

of



warm water

2



2 tbsp



washing up liquid

2



2 tbsp



cornflour



Blue



food colouring



Hand



mixer

or








blender









Sea animals









How to make:






1  Put the  water,  washing up liquid,  corn flour +  and food colouring

 into  your  mixer or  blender.

2  Mix  together  until  you  have  stiff peaks

3  Pour the  soap  foam  into a  tray or  tuff bucket + and add

 your  sea animals

4  Explore the  sea +  and look for the  sea animals  hidden