





Wednesday

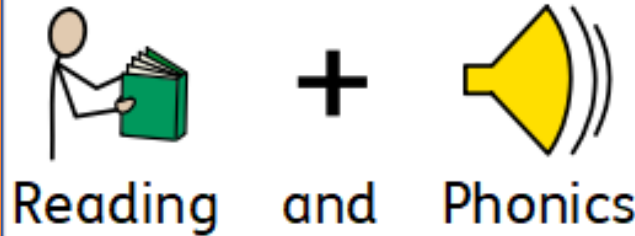


July

22
22nd



Today is

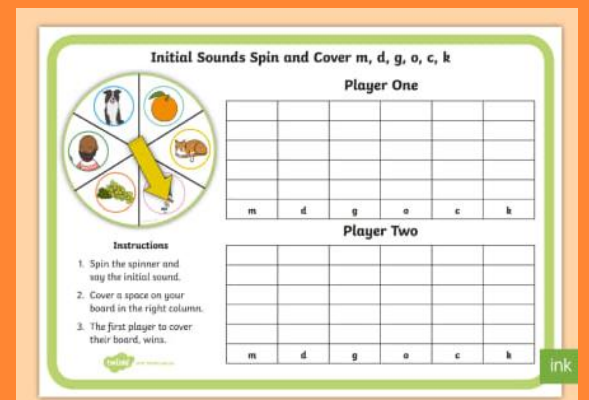


Reading and Phonics

m d g o c k

We are learning Phase 2 Phonics, set 3 sounds

- Practise saying the sounds with your child.
- Watch the Bitesize video with the Word Wizards
- <https://www.bbc.co.uk/bitesize/topics/zf2yf4j>
- Have a go at the Consonant-Vowel-Consonant (CVC) game on the next few pages. Can you fill in the missing letters? (Page 2 and 3)
- Play I Spy sounds using the picture board on the website.
- Play Initial Sounds – Spin and Cover Game? See resource on the website.
- Play the 'Sight Word High Five' game to practise tricky words. Draw around your child's hands and write the tricky words on we have learnt so far. Stick them on a wall and call out a sight word and encourage your child to go and give the correct word a 'High Five' (See video)
- Tricky Words flash cards are on the website this week.
- You could play 'Stomp and Read'. Draw around your child's feet. Then put the sounds we are learning today. Blend the sounds together to make the words from the CVC game.
- Alternatively draw around your child's hands and do the same (see video).



This week's Tricky Words to practise reading:


in, are, as, back, by

Please see link for more guidance:

<https://www.phonicsplay.co.uk>



Wednesday



July

22
↓
22nd



Tricky



Words

in

back


are

by

as



Wednesday



July

22
22nd



Reading

+

and



Phonics

g

d

i

t

p

i

o

g



d

o


g

p


Can you fill in the missing letters for all these words?
They will all be letters from the box on the left



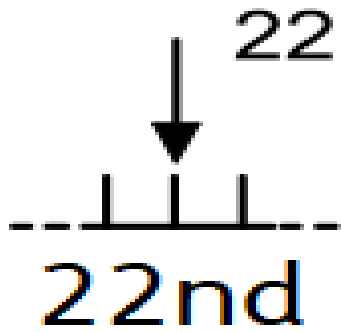
There are three letters left
Do you know what the word is?






Wednesday



July




22nd







Reading and Phonics

t	k	i	t
c	a	i	d
k	a	p	c


Can you fill in the missing letters for all these words?
They will all be letters from the box on the left









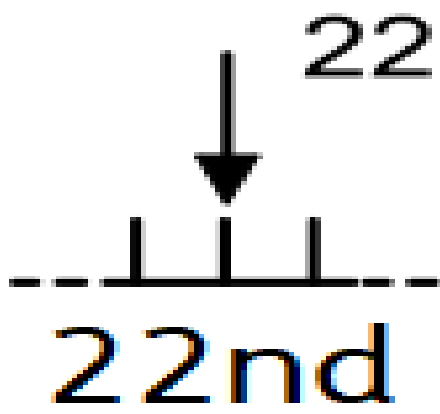
There are three letters left
Do you know what the word is?



Wednesday



July



Today is



Reading

+

and



Phonics

Reading: Read with your child and ask them question using the relevant levels below for guidance.

Level 1 Matching Find one like this....	Source of noise What can you hear?
Naming actions What are you doing?	Imitation Say this
Naming objects What is this/that?	Naming people Who is that?
Remembering activities seen/done What did you see/do?	Remembering objects in book What did you see?
Level 2 Describe the scene What's happened? What is happening?	Identifying differences How are these different?
Remembering information Who? What? Where?	Naming object from a category Tell me something that's a (type of)....
Finishing a sentence Finish this...eg "I like... I wish...I can..." "The (object) is (verb/adjective)."	Identifying object functions Show me the one we use for..... Find something that.....
Identify and describe characteristics of objects What size is it? What shape? What colour? How many? How does it taste? Smell? Feel? Where is it?	Attending to 2 characteristics Find something that is and
Level 3 Identify an object used with another Find me one to use with this.	Follow 2 stage directions Do this.....and then.....
Describe an event that might happen What will happen next?	Identify similarities How are these the same?
Retell a routine sequence/Give directions Tell me what to do.	Understanding negatives/Identify objects by exclusion Which one is not.....?
Assume role of another What would (could/might) they (she/he) do (say/think)?	Identify alternative Tell me something else we could use/do.
Describe sequence of pictures logically Tell me the story/what happened.	Generalise about a set of events What happened to all of these?
Change pictures in a sequence Make these into a story. Show me the first/middle/last.	Defining a word What is a?
Level 4 Predicting changes What will happen if.....?	Explaining obstacles to a solution Why can't we.....?
Justifying a prediction Why did/is.....?	Explaining an observation How can we tell?
Identifying a cause of an event Why did it/that happen?	Problem solving/Selecting means to a goal How could we fix it? What could we use?
Formulate a solution What could you do? How could we fix it?	Explaining means to a goal Why should we use/do that?
Explaining construction of objects Why is made of?	Explaining emotions/reactions of people/objects Why is doing that?

Have you got a cosy corner or den where you could share stories together? Perhaps you could make one together.


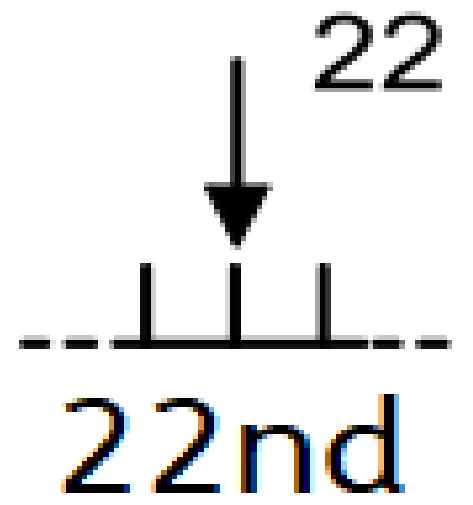





Wednesday



July



Today is



Strawberries



Sensory



Activity

Today's Sensory Theme is: Strawberries!

Cooking Strawberry and Quinoa Breakfast Bars

See instructions on the website along with symbols to support your child with the cooking session.

- ❖ Encourage the children to feel, smell and taste the strawberries.

Art Bubble Wrap Printing (See video on website)

Sensory art engages children as they take part in the creative process and helps them make sense of the world around them by feeling, touching, hearing and seeing.

What you need:

Strawberry blank cut out shape (see website), bubble wrap, ready made children's paint in red and green.

Paint your 'red' paint onto the bubble wrap to get an even coverage then print your card. Paint your green stalk with a paint brush or your fingers!



Have fun popping the bubble wrap!!