

Early years Dragonfly and Ladybird Class  
Story related activities.

Story of  
the week:



Rainbow fish

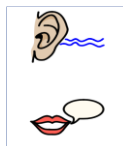
Role play:



Sail the sea's- Part 1

- Find blue materials and place on the floor- for the sea.
  - Yellow materials on the floor - for the sand (or if outside use real sand!)
  - On your sand add shells, bucket and spades, beach ball, chairs etc.
  - Make a boat using recycling items e.g. cardboard boxes.
  - Using a stick tie some string to the end, to make a fishing rod.
  - If you have toy fish or sea creatures place them in the sea (Blue materials), jump aboard your boat and go fishing see how many fish you can catch.
  - If you have goggles or a snorkel you could jump off your boat into the sea and swim with the fishes.
  - Or play on the beach, build sandcastles or play catch with your beach ball
- Make sure you have a hat, sun glasses and sun cream!**

Phase 1  
Phonics:



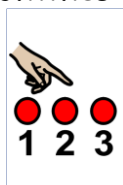
Sail the sea's- Part 2

- Draw some fish cut them out and ask an adult to write letters on them A-Z. Then place them in the sea with your other creatures.
- Whilst you are sailing in your boat, using you fishing rod with double sided sticky tape at the end or using a little fishing net catch the fish. Be careful you don't fall in the water!
- Can you tell your adult which letter you have caught and do you know the sound it makes?

Fishing for letters-

- Put magnetic letters in a water tray and fill with water
- Using a little fishing net, a tea strainer or tweezers
- Can you fish for letters?
- What letters did you catch?
- Can you find something around your house or garden beginning with that letter?

Number  
activities:



Peg the number- ( \*Adults)

- \*Draw fish on a piece of paper making sure you use a different amount of fish on each piece of paper.
- \*At the bottom of the paper write some numbers (1 being the matching number to the amount of fish drawn on that page.
- When your adults have finished, count the fish, how many are there?
- Using a peg, can you put it on the correct number along the bottom of the sheet of paper
- Have you matched the correct number with the correct amount of fish?

**\*Saved under story related activities on a separate sheet if needed.**

### Number song-

- Five Cheeky Fish (Sung to the tune of five cheeky monkeys)  
5 cheeky fishes,  
Swimming in the sea  
Teasing Mr Shark,  
'You can't catch me  
You can't catch me' (in a quiet happy fish voice)  
Along comes Mr Shark  
As quietly as can be and.....  
SNAP!  
'I'll have one for my tea.' (in a deep grumpy voice)  
4 Cheeky fishes....  
(Carry on with the song until all the fish are gone!)

### Sensory play:



### Edible under the sea sensory tray-

- Using jelly, add in some blue food colouring mix together. Once set add it to half the tray (Sea)
- Add desiccated coconut on the other side of the tray (Sand). But also add some desiccated coconut to a food bag with yellow food colouring, allow to dry and then add it to the desiccated coconut in the tray. So you now have a two tone sand colour.
- Add your sea creatures and fish in the jelly (Sea) and add shells or pebbles to the coconut (Sand)
- Explore your sensory tray.

### Exploring with sand-

- Using a sand tray, fill with sand (If you have different coloured sand that would be great as you could also explore colour mixing)
- Add different sized cardboard toilet/kitchen roll tubes, plastic bottles, scoops, spoons and funnels
- Start pouring and filling your tubes and bottles. If you are using different coloured sand can you see the patterns you are making in the bottles?

### The outcome for this activity helps your child-

- Development of fine motor skills
- Eye & hand coordination - watching and doing and coordinating these actions.
- Promote creativity and imagination through role and developing stories.
- Sensory- Development of the sense of touch. Feeling and manipulating objects and moulding the sand.
- Language development - playing with sand is a social activity requiring speaking and listening, also developing vocabulary. Practicing and experimenting with language.
- Overcoming challenges - problem solving

### Creative activities:

### Paper Plate Rainbow Fish-

- Paint your paper plate blue
- Once dry decorate your Rainbow fish,
- You can stick shiny paper, foil, sequins or glitter to make the fish scales



- Then using coloured paper cut out triangle shapes for a tail and fins and stick them on your fish

### Celery stamp Rainbow Fish

- Using a fish template saved on a separate sheet or you can draw your own fish template
- Cut some celery in half and use these to make the pattern marks on your fish
- Using lots of different coloured paints
- Dip your celery into the paint and print on your fish template
- Try to make your fish as colourful and as bright as you can!

HAPPY DECORATING

### Fine motor activities:



### Cereal fish-

- Using cereal like Cheerio's or Cornflakes put them in a food bag and add different colour food colouring, not too much only a little.
- Shake the bag to mix the colours.
- Using the fish template or you can draw your own fish, glue the whole fish
- Using tweezers or just your fingers pick out the cereal individually and stick it to your fish carefully.
- You could also cut a starfish template out and again stick cheerio's on to the starfish.

### Rainbow fish foil painting-

- Draw a fish shape on aluminium foil
- Start to paint your fish,
- Before the paint dries, use some cotton ear buds to draw your designs on your fish. Replace cotton bud if it gets covered in paint as you need clean buds for it to work.
- Once dry you should have a very colourful and shiny rainbow fish



### Sticker fish-


- Using the numbered fish templates, can you stick the correct number of bubbles (using circular stickers) to match the number on the sheet?

Cutting and handwriting sheets saved separately

### Physical activities:

### Peanut ball:

- Lay face down on your tummies, over the top of the peanut ball and your adult will roll you forwards and back.
- As roll forwards on the peanut ball put your hands out in front of you and touch the floor.
- When you roll forward pretend you are going under water looking for fish and when you roll back you are out of the water
- Sing this song.....



(The adult will roll you forwards)

**Under the water looking for fishes,  
how many fishes can you see?'**

(Shout a number out to your adult and then count i.e.)

**'Six... 1, 2, 3, 4, 5, 6'**

(Then the adult will roll you backwards on the ball)

### Action songs-

1. Row row row your boat
2. Fish are swimming- Move like fish in water. (Sung to the tune of Frere Jacques)  
**'Fish are swimming, fish are swimming  
In the sea, in the sea  
Splishing and splashing  
Splishing and splashing  
Look and see, look and see**
3. Using a parachute or a towel, put a beach ball on the top. Trying to keep the ball on top move the parachute/ towel to the actions of this song...  
(Sung to the tune of The wheels on the bus.)  
**'The waves in the sea go,  
Up and down,  
Up and down,  
Up and down,  
The waves in the sea go,  
Up and down  
All day long.  
The fish in the sea go,  
Swish swish, swish  
Swish, swish, swish  
Swish, swish, swish  
The fish in the sea go  
Swish, swish, swish  
All day long'  
(You can add these verses too...  
Sharks in the sea go,  
Snap, snap, snap...  
The crabs in the sea go,  
Click, click, click...  
The jellyfish in the see go,  
Wobble, wobble, wobble...)**

#### Story related activities:

Activities above in **bold**, have corresponding resources uploaded on the website page. Plus other Rainbow Fish activities, not on this plan are also saved under story related activities, such as-



- Creative activities** -Cut and sticking 2D shapes  
-Ocean scenes
- Number activities** -1,2,3,4,5 Sing and sign with Jodie  
-Match the colour  
-Number playdough mats  
-Octopus counting  
-Peg the number
- Phonic activities** -Playdough Phonics  
-Colours and phonics with Chloe
- Sensory activities** -Sensory soap foam  
-Aquarium fish sensory bag
- Physical activities** -Ocean Yoga  
-Underwater Adventure Yoga
- Fine Motor** -Fish weaving
- Cooking** -Rainbow fish pizza's
- Songs** -10 little fishes  
-Baby shark  
-Port side pirate  
-A hole in the bottom of the sea

**Additional activities this week:**



- Creative activities** -Bubble painting  
-Toilet roll frogs
- Phonics phase 1** -Feed Fred
- Sensory activity** -Bubble wrap sensory exploration  
-Frog Pond- Jelly exploration
- Physical activities** -Move like a frog
- Fine motor activity**-Feed Fred The Frog
- Number activities** -Match the numbered frogs to the correct numbered Lily pad



**We are going on a summer holiday**  
**-Sign with Claire, Jodie and Gemma**

