




## Early Years (Ladybirds and Dragonflies)

<b>Story of the Week</b>	Elmer's Walk
<b>Story related activities</b> 	<ul style="list-style-type: none"> <li>• Walk through the jungle like Elmer. Follow the Cosmic Kids yoga session</li> <li>• <a href="https://www.youtube.com/watch?v=C4CaR0syf1g">https://www.youtube.com/watch?v=C4CaR0syf1g</a></li> <li>• Make some grey playdough and decorate it with coloured buttons, pom poms, sequins. <a href="#">Playdough recipe on web page</a></li> <li>• Listen to this music called 'The Elephant' from Carnival of the Animals. <a href="https://www.youtube.com/watch?v=ug8hCAyBaqq">https://www.youtube.com/watch?v=ug8hCAyBaqq</a> Look at the images of elephants shown as the music plays. Encourage your child to move like an elephant using big, heavy footsteps.</li> <li>• Place plastic toy elephants in a sensory tray of 'mud' and clean them using soapy water and brushes or sponges. You could use real mud, or alternatives include chocolate angel delight, chocolate sauce, cornflour, water and cocoa powder. Make a multi-coloured Elmer.             <ol style="list-style-type: none"> <li>1) Using an empty plastic milk bottle and coloured paper. <a href="#">See downloadable instructions.</a></li> <li>2) Support your child to explore colour and pattern by cutting up a washing up sponge into squares for them to print with.</li> </ol> </li> <li>• Next time you go out for a walk, take the <a href="#">Sensory Scavenger Hunt</a> list and encourage your child to use all of their senses to explore the environment.</li> </ul>

### General Activity Ideas

**END OF TERM PARTY WEEK! Watch the accompanying video on the website.**

<b>Phase 1 Phonics activity</b> 	<p><b><u>Environmental Sounds</u></b></p> <p>Watch the Tap Tap video (<a href="#">link on website</a>) and listen to some of the sounds we hear in our environment.</p>
<b>Number activity</b> 	<p>Help your child choose some teddies or toys to come to their party. Encourage them to count how many they have? Using plates and cups, support them to give each toy one of each (this is called 1:1 correspondence and is an early number and counting concept).</p> <p>This activity can be extended by making sure each toy has a biscuit or a cake, a party hat, or a chair to sit on etc. Remember to model counting aloud and touching each item as you say the number. Encourage your child to do this if they are able to. Repetition is really important to practice these skills, so do lots of recounts and each time your child shares out new objects, help them to go back to the beginning and count them again.</p>
<b>Sensory play</b>	<b><u>Balloons</u></b>



Parties often have balloons and there are so many ways to explore them. Have a look at the additional document on the website for ideas '[Using Balloons for Sensory Play](#)'.

**Physical Development (Gross or Fine Motor)**



**Invites and Decorations**

Make some invitations to the party using paper and any mark making media that your child enjoys. It doesn't matter what they draw or colour, any marks made by your child are valuable. They may be able to tell what they have drawn, or even which words to write on the invitation.

Create some decorations for the party, for example, cut and stick some coloured materials onto a paper template of a balloon.

Or, the children could make some paper chains from strips of coloured paper to hang up.

**Creative activity**



**Decorate biscuits**

Make some party food. Together you could make biscuits, then decorate them by painting on them with food colouring, or using different coloured Smarties. (How about making Elmer themed biscuits in line with this week's story?)

[Recipe on web page.](#)

Activities above in **blue**, have corresponding resources uploaded on the website page.

**Additional Documents on website this week**



- Elmer colouring sheets
- Colour word mat – find the colours on Elmer
- Interactive shape matching games
- Video showing party preparations